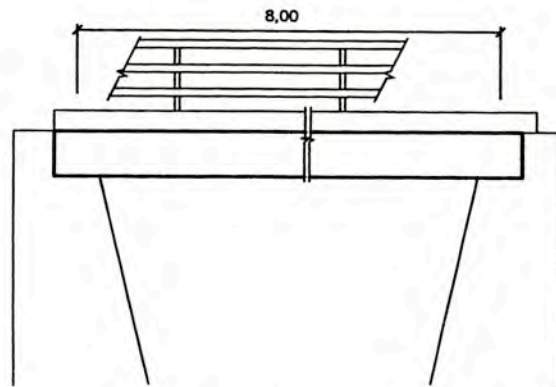
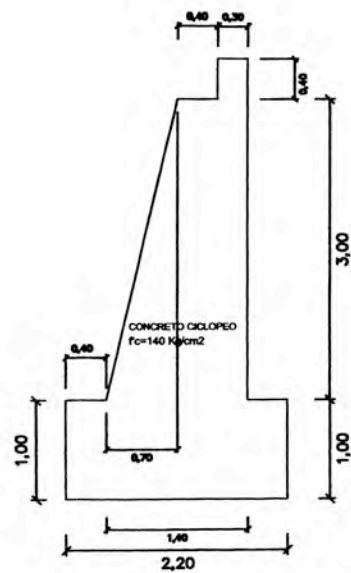


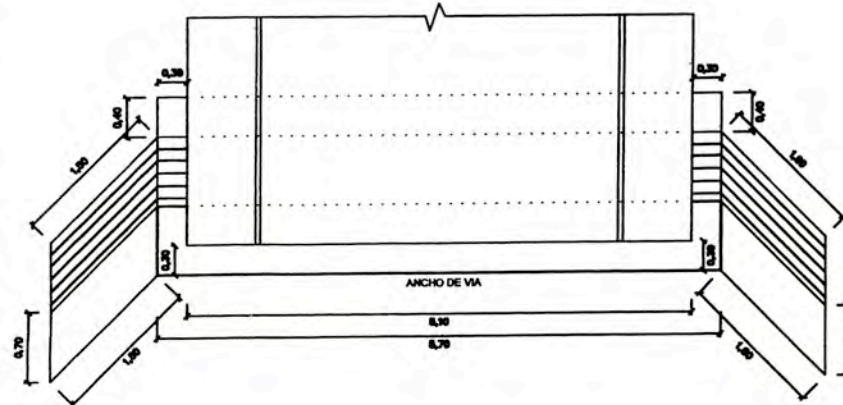
SECCION TRANSVERSAL
ESCALA 1/50




SECCION LONGITUDINAL
ESCALA 1/50



SECCION A-A ESTRIBO
ESCALA 1/50




PLANTA ESTRIBO
ESCALA 1/50



SECCION LONGITUDINAL LOSA CENTRAL
ESCALA 1/50

RELACION DE FIERROS

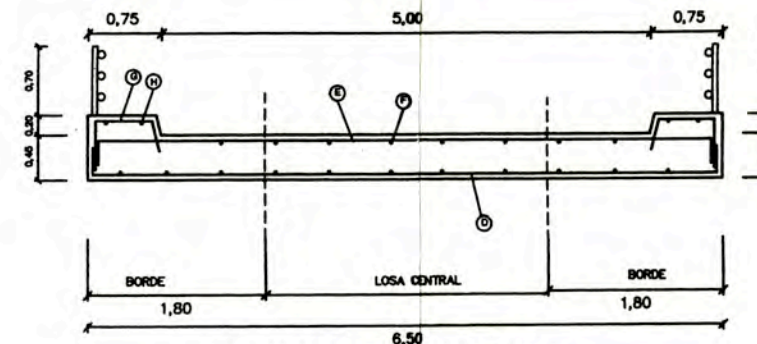
A	∅ 3/4 @ 18.75
B	∅ 3/4 @ 18.75
C	∅ 3/4 @ 18.75
D	∅ 5/8 @ 11.7
E	∅ 3/8 @ 25
F	∅ 3/8 @ 25



SECCION LONGITUDINAL LOSA DE BORDE
ESCALA 1/50

RELACION DE FIERROS

A'	∅ 3/4 @ 23.08
B'	∅ 3/4 @ 23.08
C'	∅ 3/4 @ 23.08
D	∅ 5/8 @ 11.7
E	∅ 3/8 @ 25
F	∅ 3/8 @ 25



SECCION TRANSVERSAL
ESCALA 1/50

RELACION DE FIERROS

D	∅ 5/8 @ 11.7
E	∅ 3/8 @ 25
F	∅ 3/8 @ 25
G	∅ 1/2 @ 30
H	∅ 1/2 @ 30

	UNIVERSIDAD NACIONAL DE INGENIERÍA FACULTAD DE INGENIERÍA CIVIL		
	PLANO: DETALLE DE PONTON		
	CARRETERA: AMPLIACION Y MEJORAMIENTO DE LA CARRETERA CAÑETE-YAUAYOS-HUANCAYO KM 167+400 AL KM 167+700		
	Fecha: JUNIO - 2009	Escala: 1/75	Consultor: P-01